



Switch up your solids with this contrast stitch style while staying dry through heated rounds with Dri-FIT moisture management technology. Design details include a flat knit collar, dyed-to-match buttons and open hem sleeves. Tailored for a feminine fit with a five-button placket. The contrast Swoosh design trademark is embroidered on the right chest. Made of 5.6-ounce, 100% polyester Dri-FIT fabric.

CARE INSTRUCTIONS

[Tips For Effectively Screen Printing Polyester Fabrics](#)

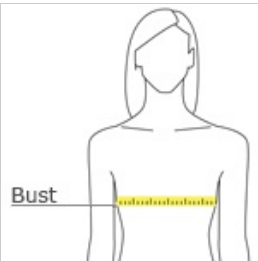


front



back

HOW TO MEASURE










BUST

With arms down at sides, measure around the upper body, under arms and around the fullest part of the bust.

SIZE CHART

	S	M	L	XL	2XL
Size	4/6	8/10	12/14	16/18	20
Bust	32 1/2 - 35 1/2	35 1/2 - 38	38 - 41	41 - 44 1/2	44 1/2 - 48 1/2

COLOR INFORMATION

						
Black PMS PROCESS BLACK C	Blue Sapphire PMS 661 C	Court Purple PMS 7680 C	Flint Grey PMS 425 C	Lucky Green PMS 348 C	Midnight Navy PMS 2767 C	Team Red PMS 188 C